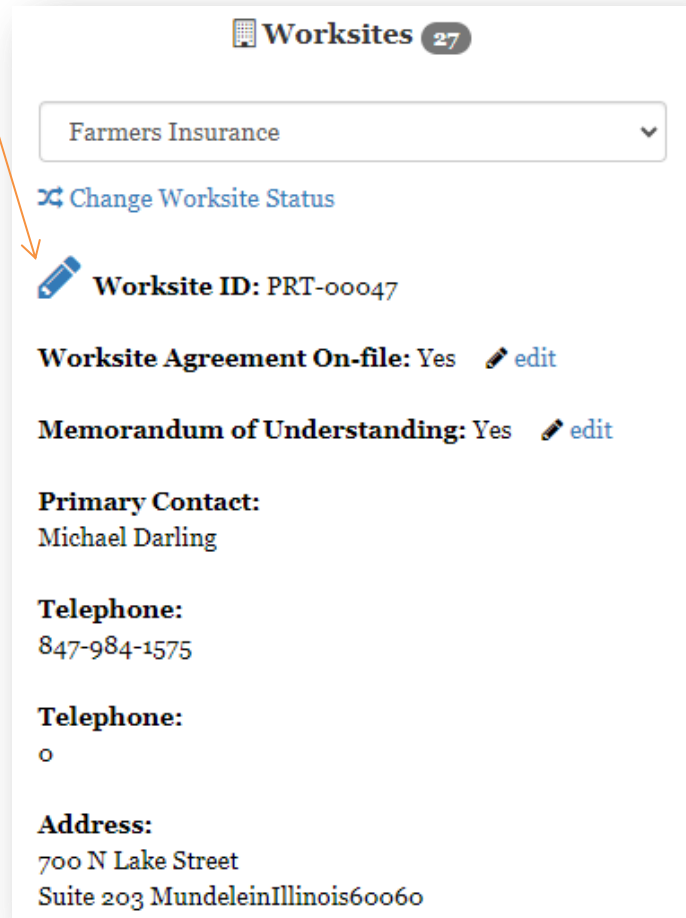


## Enable / Disable Worksite Accounts

1) Select the Farmers Insurance worksite.


2) Select the **pencil image** below the “*Change Worksite Status*”.





Worksites 27

Farmers Insurance

[Change Worksite Status](#)

 **Worksite ID:** PRT-00047

**Worksite Agreement On-file:** Yes  [edit](#)

**Memorandum of Understanding:** Yes  [edit](#)

**Primary Contact:**  
Michael Darling

**Telephone:**  
847-984-1575

**Telephone:**  
o

**Address:**  
700 N Lake Street  
Suite 203 Mundelein Illinois 60060

3) Select **Account Status** to disable account. **RED** color disable's account while the **BLUE** color enable's account.

You are managing the worksite of **Farmers Insurance**.

 <b>Account Status</b>	 <b>Agreement</b>	 <b>Background</b>
		

4) Click on the **Update** button to deactivate the worksite account.

✓ The Worksite account have been updated successfully.

 UPDATE 

5) Now, the worksite account has been **deactivated** (or disable).


The worksite of **Farmers Insurance** has been **deactivated**.

 Account Status



 Agreement



 Background

